



## Accessorize! BRING THE OUTDOORS in

As the summer winds down and we move into fall and then winter, don't despair. You can bring some of that outdoor look inside. A garden inspired room can be refreshing all winter long. Just add some key ingredients to your home décor.



Sunnyside has a number of items to help you keep that feeling. Try a graceful iron table with a glass top. Add a chandelier or candlesticks designed with leaves or bamboo. Or how about a stylish iron or wood bench?

House plants are an easy way to stay connected to the outdoors and we have a wide array of plant stands to help display them. The stands range from a country porch style to **Frank Lloyd Wright** inspired designs. They come in graduated heights, a corner shelf or an étagère style. They are in powder-coated metal or painted and some have glass shelves.

Speaking of houseplants, let's not forget the wonders they do for us. Clean air and serenity come first to my mind. Be sure to choose ones to suit your light conditions and use saucers so you can water easily. Then all it takes is a once a week checking to see if they need water and the occasional fertilizer. Most of us pay too much attention to our houseplants and kill them with love so a little neglect can be a good thing.

Another wonderful piece to have in a home is an indoor fountain. The sound of water is soothing and sparks the imagination. Space will dictate whether you have a tabletop model or a floor one. Our most popular floor model is a cone with a sphere on top from which

the water flows. This fountain does not take up much space and is splash free. You could easily tuck it among some large house plants.

Sunnyside also has decorative Styrofoam containers that are perfect for your larger houseplants. These are lightweight and very durable. They have no hole and may be used as a cache pot and later if you wish to use them outside it's very easy to drill a hole for drainage. These come in three sizes, 16, 20, and 24 inches, three colors, sand, iron, and honey brown, and three styles, lattice, roman, and acanthus. We'll also have many smaller pots in ceramic, pottery and plastic for houseplants.

How about a nature inspired birdbath or pedestal bowl? These artistic handcrafted pottery pieces may be filled with greens or balls for the Holidays or even more fun, plant them with paper whites or other bulbs for indoor forcing. We also have matching containers so you can coordinate your houseplants.

Birds, birds, birds! We have some small containers (8"-15") that are adorned with adorable birds. They are available in heart, shell, and oval shapes. All styles are in a cream color to match any décor and they may be used for just about anything. Think small soaps, candy, nuts, fingertip towels a cat dish or put them outside and fill with water or birdseed. They will also make a perfect hostess gift.



*So bring in the Garden and enjoy those relaxing sights and sounds all winter!*

## GREETINGS from the Whistling gardener



Steve Smith, aka the Whistling Gardener

This newsletter comes at an awkward time in the gardening year. August is high summer in the Northwest and our gardens are in their full glory. Our beds are full of color with Canna lilies and dahlias towering over less dramatic mounds of petunias, geraniums and marigolds. Vegetable gardens are ripe for the harvest. We are busy with chores such as watering and staking and the coming winter is far from our minds. In fact, the memory of last winter is so distant that we have completely forgotten what a number **Mother Nature** did on us last winter.

**But wait.** Before we get all caught up with winter we have to pass through fall, one of the most glorious seasons of the year. Fall is the reincarnation of spring but in a slightly restrained form where plants can put on one more flush of growth, show off a few more flowers and put down a few more roots before finally going to sleep for the winter. **Fall is a season where gardeners can erase the mistakes of summer and plan for the successes of the coming spring.**

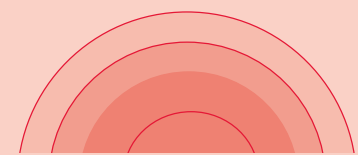
So while most of us are still in our summer frame of mind, it is my job to get us thinking about what to do this fall. It may seem like an awkward time and if you want to continue to revel in the glories of summer a little longer then just set this newsletter aside for a month and you can revisit it when you are more in the mood. **Just don't miss our "Once a Year Sale", August 9 -15.** Check out the front page for details.

Now, if you can remember back to last November you might recall that we were hit with an early freeze and several inches of snow. That was followed by severe winds, more freezes and more snow followed by about 3.5 feet of rain over the course of the entire winter. It was just plain ugly and many of us found ourselves chopping back our shrubs and replacing tender plants this spring. Much of this could have been mitigated by some strategic placement of composts and mulches.

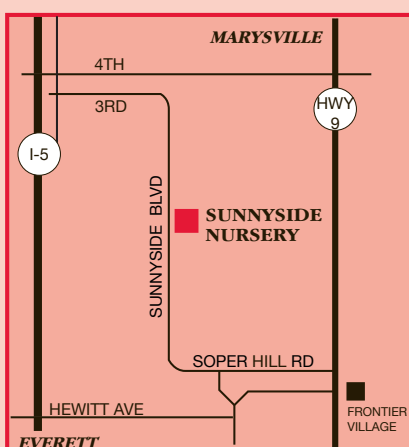
In this newsletter you will see that we have put our **Whitney Farms Compost and Weed Whompin' Mulch** on sale, buy 4 and get the 5<sup>th</sup> free. This amounts to a \$1.20 savings per bag when you get 5 or more bags. Both of these products will help insulate your soils and protect your plants from the ravages of winter, such as it is in the Northwest. Just spread them over the soil in the fall to a depth of one inch and incorporate them into the ground come spring. You will have soft, rich soil, ready for spring planting and your winter losses will be negligible.

Along with mulching in the fall, proper pruning will also help plants to survive our winters. Pruning too severely in the fall is the number one reason some plants don't return the next spring. Plan on attending my class on pruning and you will become the master of pruning in your garden. *It will be the most valuable hour you spent in the nursery this year!*

*Enjoy the season and hope to see you soon.*



Sunnyside Nursery



3915 Sunnyside Blvd.

Marysville, WA 98270

425-334-2002

[www.sunnysidenursery.net](http://www.sunnysidenursery.net)

#### Directions from I-5:

Take Exit #199, the Tulip/Marysville exit. Go East on Hwy. 528. At State Street take a right, go one block and turn left at the light onto 3rd Street. Follow this road for about 2 miles. Sunnyside Nursery is on your left.

#### Directions from Hwy. 9:

From Hwy. 9 turn west onto Soper Hill Road. Follow to the four way stop and proceed straight through it. Continue around the bend approximately 1/2 mile. Sunnyside Nursery is on your right.

**Delivery Available**



# Sunnyside Up

Sunnyside Nursery

Come Garden with Us

Fall News 2007

## It's *our* **Once-a-Year Sale!** *August 9th - 15th*

*This Sale is sooo BIG we can only have it once a year!*

**50% Off\***  
Trees, Shrubs,  
Perennials and  
Annuals\*

**40% Off**  
All Containers, Arbors,  
Trellises, Bird Baths,  
Benches & more!

*\*Some exceptions as marked, all sales are final, limited to stock on hand, no pre-sales.*



*Christmas, Birthdays,*  
**ANNIVERSARIES,**  
*Any Special Day*

Gift Certificates are now available  
online at [www.sunnysidenursery.net](http://www.sunnysidenursery.net)

## *Customer Appreciation Day*

**Saturday, October 6; 11am - 4pm**

**Thanks**  
*for 59 years of business!*

*We will be giving away \$2000 worth of gardening merchandise!  
Join us for a fun-filled day at the nursery!*

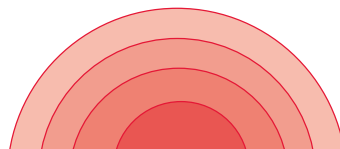
- Drawings held every hour
- **Grand Prize:** \$150 Gift Certificate (given away at 4pm)
- Free hot dogs, chips and soda
- Face painting and fun activities for kids of all ages!

*The Whistling Gardener & Staff will be on hand to answer your gardening questions.*

*More Hot Deals!*  
...page 3

*Fall bulbs for Spring color!*  
...page 3

*Bring the outdoors in...*  
page 4





### **Sunnyside Nursery**


3915 Sunnyside Blvd.  
Marysville, WA 98270  
425-334-2002


Presorted Standard  
U.S. Postage  
PAID  
Snohomish, WA  
Permit #5

ECRWSS  
Postal Customer or Current Resident

		SUNDAY	MONDAY	TUESDAY	WEDNESDAY	THURSDAY	FRIDAY	SATURDAY	
<b>AUGUST</b>	Sunday 10:00 - 5:00	<b>Don't miss the BIGGEST Sale of the year!</b>				<b>1</b> Come into the Nursery & see what you can plant for late season color!	<b>2</b>	<b>3</b> Pick cut flowers early in the morning - they last longer!	<b>4</b>
	Monday - Sat. 9:30 - 6:00	<b>5</b>	<b>6</b> Water early in the day to help prevent diseases		<b>8</b>	<b>9</b> IT'S HERE! Our BIGGEST Sale of the year starts today!	<b>10</b> Save 50% on 'most' nursery stock!	<b>11</b> Save 40% on select containers & more...	
		<b>12</b> Watch for spider mites on Conifers - Hose down occasionally	<b>13</b>	<b>14</b> Keep your compost pile moist & 'turned'	<b>15</b> LAST DAY OF THE BIG SALE!	<b>16</b> Keep an eye on tomatoes for that dreaded late season blight!	<b>17</b>	<b>18</b> I know it's hot... but keep watching for slugs!	
		<b>19</b>	<b>20</b>	<b>21</b> Keep fertilizing your baskets & containers weekly...	<b>22</b> ...and they'll look gorgeous well into the fall!	<b>23</b>	<b>24</b> Cut out 2-year old canes in raspberries	<b>25</b>	
		<b>26</b> Enjoy ornamental grasses for late summer & fall beauty!	<b>27</b>	<b>28</b> Use Whitney Farms Rose & Flower Food for 1 last feeding of roses	<b>29</b>	<b>30</b> Get ready for Labor Day - Sept. 3rd	<b>31</b> Plant some fall veggies: Beets, carrots, lettuce, spinach, radish & turnips		

		SUNDAY	MONDAY	TUESDAY	WEDNESDAY	THURSDAY	FRIDAY	SATURDAY
<b>SEPTEMBER</b>	Sunday 10:00 - 5:00							<b>1</b> Are you staying home for the holiday weekend? If so...
	Monday - Sat. 9:30 - 6:00	<b>2</b> ...spend some relaxing time at the nursery & see what's 'cool' for fall!	<b>3</b> WE'RE OPEN! Holiday hours - 10:00-5:00 LABOR DAY	<b>4</b> Fertilize your roses 1 last time w/Whitney Farms Rose & Flower Food	<b>5</b> Buy your Spring bulbs now to get the best selection!		<b>7</b>	<b>8</b>
		<b>9</b> Let the kids pick out some plants for Grandpa & Grandma! GRANDPARENT'S DAY	<b>10</b>	<b>11</b> Need 'Fall Flair' in your perennial beds? Plant ornamental grasses!	<b>12</b> This is a good time to assess your garden for fall color & winter interest	<b>13</b>	<b>14</b> Deadhead & lightly prune your summer blooming shrubs	<b>15</b> CLASS Leaf Sculpture 10:30 & 2:00 \$45 fee
		<b>16</b>	<b>17</b> It's the perfect month to plant a new lawn! Ask us how.	<b>18</b> For existing lawns... aerate, thatch & over-seed now!	<b>19</b> For fall: Kale, Ornamental Cabbage, Pansies & so much more!	<b>20</b>	<b>21</b> Use B-1 for strong roots when dividing old plants or planting new	<b>22</b> Shear back your summer blooming heather & plant winter blooming heather.
		<b>23</b> Keep using Sluggo to control slugs	<b>24</b> Take a class & learn how to rejuvenate your containers for Fall!	<b>25</b>	<b>26</b> Use Whitney Farms Bonemeal when planting your Spring bulbs	<b>27</b> REALLY...FALL IS FOR PLANTING	<b>28</b>	<b>29</b> CLASS Planting a Fall Container \$25 fee

		SUNDAY	MONDAY	TUESDAY	WEDNESDAY	THURSDAY	FRIDAY	SATURDAY
<b>OCTOBER</b>	Sunday 10:00 - 5:00		<b>1</b> Fertilize & lime your lawn now for a healthy Spring start	<b>2</b> Enjoy the beauty of Fall in the Northwest!	<b>3</b>	<b>4</b>	<b>5</b>	<b>6</b> CUSTOMER APPRECIATION DAY - WE CELEBRATE YOU!! 11:00-4:00
	Monday - Sat. 9:30 - 6:00	<b>7</b>	<b>8</b> Last Chance to plant a lawn. Do it right...ask one of our Certified Professional Horticulturists.	<b>9</b> We've got pumpkins for sale - 'homegrown' at the nursery!	<b>10</b> We have containers in every color, size & shape you can imagine!	<b>11</b> The coffee's always on - come on in & see us!	<b>12</b> Our Website is GREAT...check it out! <a href="http://www.sunnysidenursery.net">www.sunnysidenursery.net</a>	<b>13</b>
		<b>14</b> Fertilize Kale & Cabbage to keep the color strong	<b>15</b> Come in & see what's in 'color' for fall...	<b>16</b>	<b>17</b> It's primetime for planting bulbs for Spring color...	<b>18</b> ...Use Whitney Farms Bulbfood or Bonemeal when planting them!	<b>19</b>	<b>20</b> CLASS Winterize your Garden 10:30 - FREE
		<b>21</b>	<b>22</b> For Xmas...purchase a Gift Certificate online thru our website!	<b>23</b> Control or prevent Red Thread in lawns with 'Fung-a-way' lawn granules		<b>25</b> "Double your pleasure - double your fun"...	<b>26</b> ...Divide your perennials now & share w/family & friends!	<b>27</b> CLASS Plant up a pumpkin! 10:30 - \$10 fee
		<b>28</b> Start your paperwhite narcissus bulbs now for Holiday blooms!	<b>29</b> We have lots of containers & rocks for planting those narcissus!	<b>30</b> It's the 'WHISTLING GARDENER'S' birthday!	<b>31</b> HAPPY HALLOWEEN!	<b>Join us as WE CELEBRATE YOU on Customer Appreciation Day!</b>		

		SUNDAY	MONDAY	TUESDAY	WEDNESDAY	THURSDAY	FRIDAY	SATURDAY
<b>NOVEMBER</b>	Sunday 10:00 - 4:00					<b>1</b> Plant paperwhite narcissus now for Xmas blooms & fragrance!	<b>2</b> Last chance to plant spring bulbs...	<b>3</b> CLASS Pruning simplified 10:30 - FREE
	Monday - Sat. 9:30 - 5:00	<b>4</b> DON'T FORGET! Daylight savings ends - did you turn back your clocks?!	<b>5</b> Winter's coming... mulch your plants w/Whitney Farms...	<b>6</b> 'Weed Whompin' mulch or compost!	<b>7</b>	<b>8</b> Winterize your container plants as needed	<b>9</b> Do a thorough clean-up now & you'll be happier in the Spring	<b>10</b>
		<b>11</b> It's not too late to divide those perennials!	<b>12</b> Prune back roses a bit & clean-up fallen leaves		<b>14</b> Raking leaves gives you a work-out & a chance to commune w/nature!	<b>15</b>	<b>16</b> We're here to help... got questions? Come on in!	<b>17</b> Enjoy the beautiful late fall in your garden!
		<b>18</b>	<b>19</b> We have lots of gifts for the gardener in your life!	<b>20</b>	<b>21</b> For less weeds next Spring...use 'Preen' or 'Concern' (a natural product)	<b>22</b> Happy Turkey Day! WE'RE CLOSED! THANKSGIVING	<b>23</b>	<b>24</b> Gardening is great exercise... pulling weeds, raking leaves & more!
		<b>25</b> Awww...mellow out & enjoy those garden catalogues for next season!	<b>26</b> REMEMBER...you can purchase Gift Certificates online from us!	<b>27</b>	<b>28</b>	<b>29</b> If the weather's mild - watch out for the insects!	<b>30</b> Rake up leaves thoroughly to help prevent diseases, etc. next spring!	




# Bulbs

## WHAT COULD BE EASIER?

Every year about this time we receive our fall shipment of bulbs. You know, those funny looking, dirty brown things that come in boxes decorated with beautiful pictures of promises to come the following spring. And every year I am *amazed* at how many gardeners don't get around to planting these little gems. What could be easier than digging a few holes and dropping in a handful of bulbs, covering them up and forgetting about the whole thing until the following spring when they magically emerge out of the soil and grace us with their beauty?

*Nothing could be easier, absolutely nothing.* There is no watering, no fertilizing, no staking and no soil amending. Just dig a small hole and plunk them in. And if you want to really make it easy then purchase one of our soil augers and with the aid of a cordless drill you will be done in a heart beat. You might even get the old man involved if he can use a power tool.

Best time to plant bulbs is September through November. Here are some of our recommendations; shop early for the best selection.



### TULIPS

**TULIP OF THE YEAR: JUDITH LEYSTER**—this variety has huge blooms that start out buttery-yellow and then blend into a solid red on the outside edges.

**PINK IMPRESSION**—this was the monster pink variety that we planted in our display boxes this spring. Everyone was asking for it so now you can have it too.

**DAY DREAM**—beautiful shades of orange blended with pink tones.

**GOLDEN APPLIEDORN**—the classic yellow tulip.

**HAPPY GENERATION**—white with red striping.

**PRINCESS IRENE**—unique shades of oranges and purples.

**ANGELIQUE**—everyone's favorite tulip, this is a double pink 'peony' type flower.



### DAFFODILS

**DUTCH MASTER**—this is your classic King Alfred solid golden yellow daffodil.

**PINK CHARM**—large flowers are white with a pink center.

**PHEASANT'S EYE**—my favorite old timer, this one naturalizes well and is fragrant. It is white with a yellow/orange center.

**SAILBOAT**—very fragrant variety with white petals bending back and a light yellow center.

Of course, in addition to tulips and daffodils you can also choose among Hyacinths, probably the most fragrant spring blooming bulb, Crocus, little harbingers of spring, Alliums, those giant purple globes that don't bloom until June, and several other minor bulbs that all together add to the symphony of color that bulbs can bring to your garden in spring.

While more and more people get programmed into ordering online, when it comes to bulbs, nothing beats being able to actually see and touch the real thing and you can only do that at the garden center. So don't get sucked into those glossy bulb catalogs that have been arriving for the last two months. *There is no shipping and handling when you come to the garden center and the size, freshness and overall quality will be far superior.*

## FALL CLASSES

### LEAF SCULPTURE CLASS

Saturday, September 15<sup>th</sup>, 10:30 am & 2 pm  
\$45.00 material fee

*Get going on your Christmas gift ideas!*

Dena Votaw will help you create wonderful cast leaves for the gardener on your list.

*Note: wear old clothes and bring rubber gloves*

### CONTAINERS FOR FALL AND WINTER

Saturday, September 29<sup>th</sup>, 10:30 am  
\$25.00 material fee

Sandy Milam returns to help you replant your containers with hardy plants that will grace your deck or patio all through the winter. Fee includes pot, soil, plants and fertilizer.

### WINTERIZE YOUR GARDEN

Saturday, October 20<sup>th</sup>, 10:30 am  
FREE

*Don't let Mother Nature ruin your garden again this winter.* Join Steve Smith in learning some of the tricks of the trade to help carry your garden through the winter and into spring.

### PUMPKIN CONTAINERS

Saturday, October 27, 10:30 am  
\$10.00 material fee

*Great for kids or adults.* Clean out a pumpkin and fill it with some soil and plants and presto, you have a marvelous table center piece or porch decoration. Pumpkin, soil and plant all included.

### PRUNING SIMPLIFIED

Saturday, November 3, 10:30 am  
FREE

Confidence is not something we all have when it comes to pruning. Steve Smith will demonstrate the basics of pruning shrubs, trees, roses, vines or whatever you want to know about.

*Expect to be empowered!*

**Fall is a season where gardeners can erase the mistakes of summer and plan for the successes of the coming spring.**

— The Whistling Gardener

**AND MORE Hot Deals**

Whitney Farms  
**Weed Whompin' Mulch**  
Buy 4 get the 5th FREE!  
While supplies last

**Bond Telescoping Adjustable Rakes**  
Rake adjusts to fit into just about any space  
Reg. \$14.99  
**Now \$7.99**  
While supplies last

Whitney Farms  
**Planting Compost**  
Buy 4 get the 5th FREE!  
While supplies last